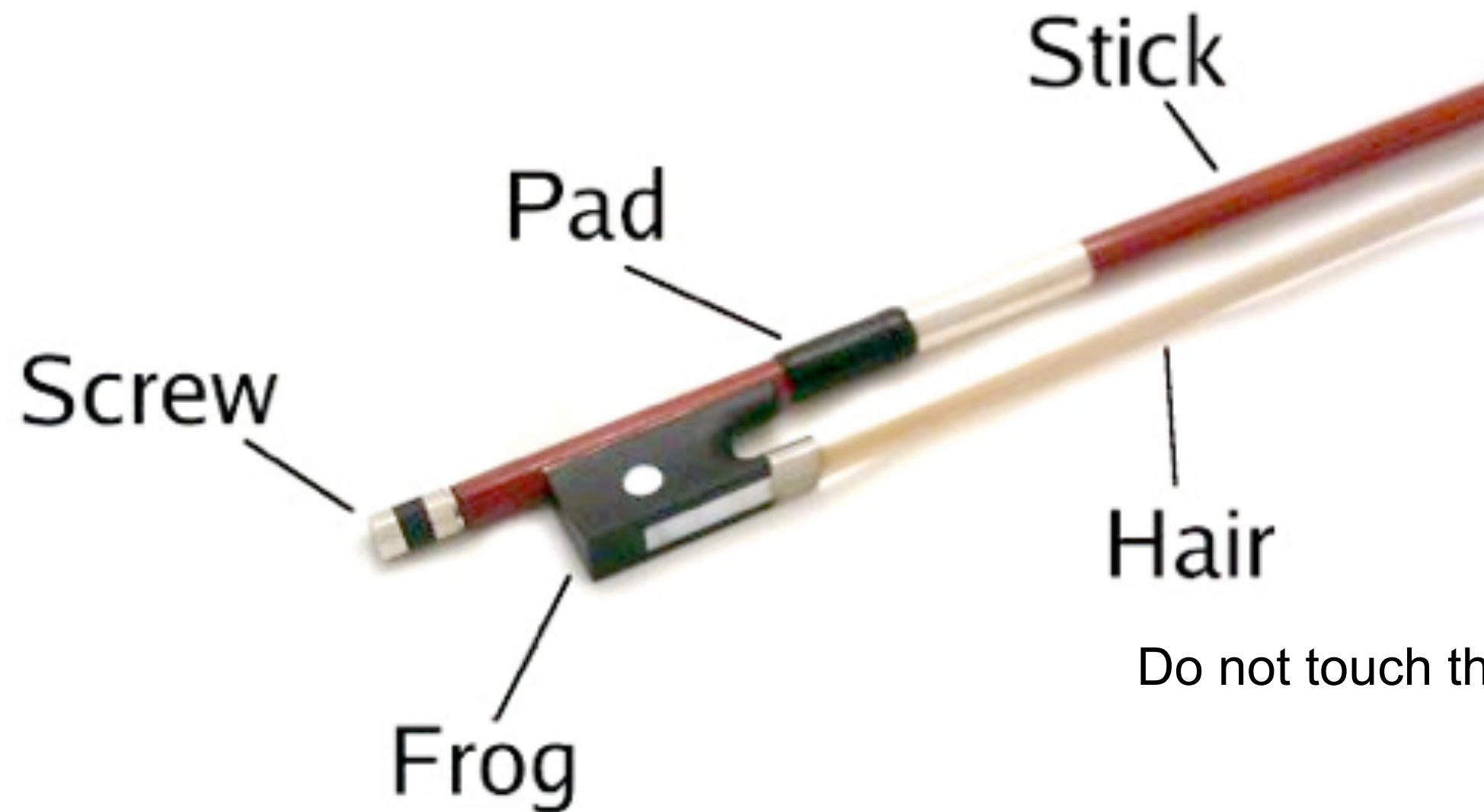



Loosen the screw before you put away
Tighten the screw before you play



Do not touch the hair

*See page 11 of
your book for more
help



Bunny Bow Hold

(on a pencil or straw)



(___YES ___NO) Fingers are curved around the pencil or straw


(___YES ___NO) Thumb is curved (bent in) with the tip of the thumb (by the nail) touching the pencil or straw



(___ YES ___ NO) Middle fingers curve over the bow

(___ YES ___ NO) Little finger is in the center of the frog

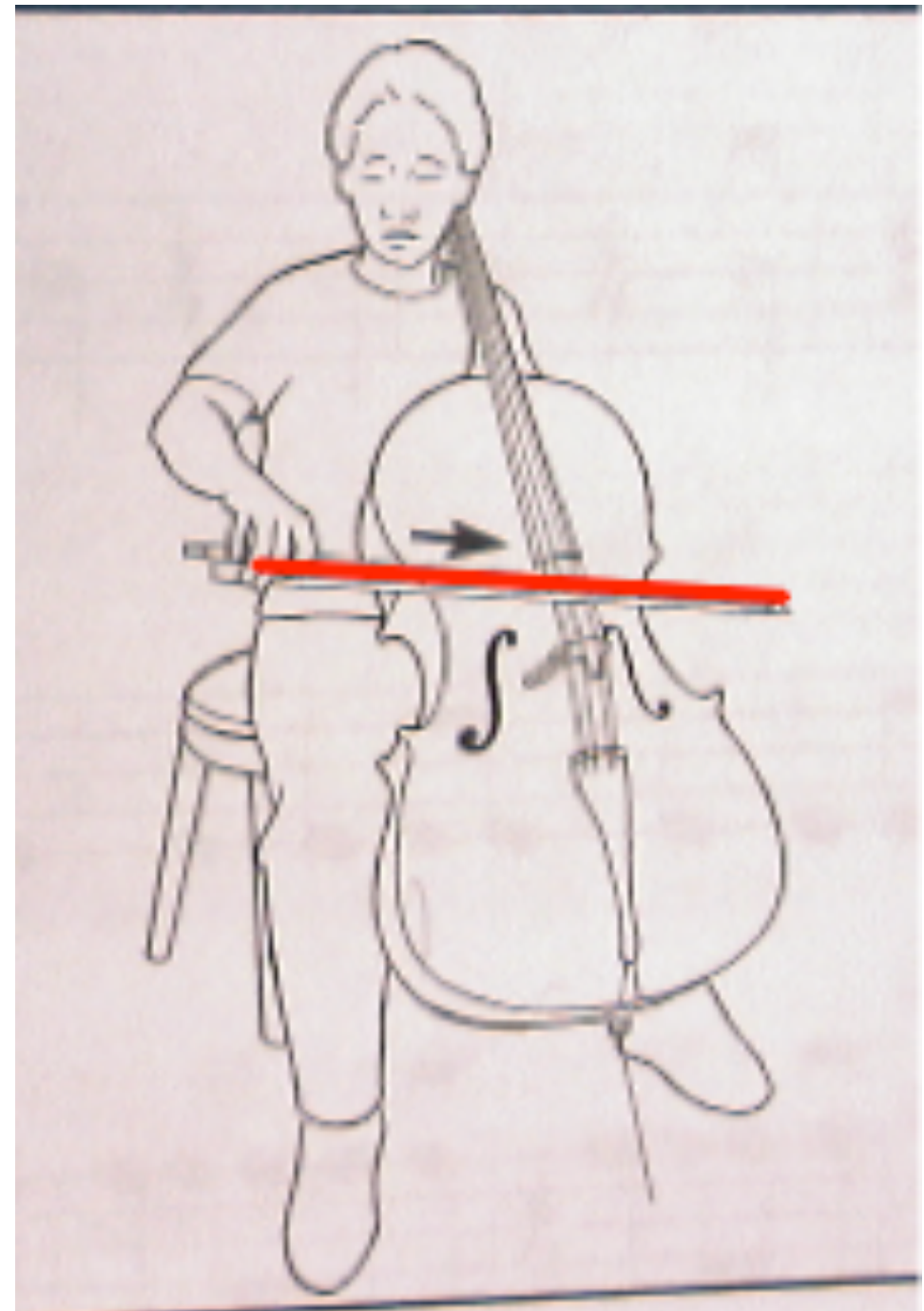
(___ YES ___ NO) Thumb is curved (bent in) with the tip of the thumb touching the stick where the frog and stick come together



(___YES ___NO) Bow stays parallel to the bridge while playing

(___YES ___NO) Bow is halfway between the bridge and the fingerboard

(___YES ___NO) Elbow opens and closes to create the bowing motion (shoulder stays still)



BOW HOLD CHECKLIST

(___YES ___NO) Middle fingers curve over the bow

(___YES ___NO) Little finger is in the middle of the frog

(___YES ___NO) Thumb is curved (bent in) with the tip of the thumb touching the stick where the frog and stick come together

(___YES ___NO) Bow is halfway between the bridge and the fingerboard

(___YES ___NO) Bow stays parallel to the bridge while playing

(___YES ___NO) Elbow opens and closes to create the bowing motion (shoulder stays still)